



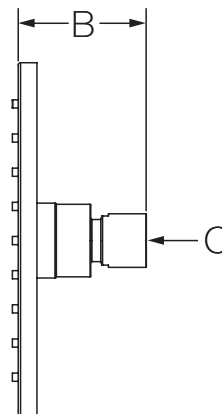



**361SH-6**  
**1 Mode 6" Square Showerhead**  
**Specification Submittal**

<p><b>Model Numbers</b></p>	<p><b>Specification</b></p>
<p><input type="checkbox"/> <b>361SH-6</b> <i>1 Mode 6" Square Showerhead</i></p>	<p>1 mode 6" square showerhead with easy to clean rubber nozzles includes standard 2.5 gpm (9.5 L/min) flow restrictor. Components made from metal and nonmetallic materials, plated in standard polished chrome finish.</p>
<p><b>Modifications</b></p>	
<p><input type="checkbox"/> <b>-1.5</b>  <i>1.5 gpm (5.7 L/min) flow restrictor</i></p> <p><input type="checkbox"/> <b>-2.0</b> <i>2.0 gpm (7.6 L/min) flow restrictor</i></p> <p><input type="checkbox"/> <b>-STN</b> <i>Satin Nickel finish</i></p> <p><b>Note:</b> Append appropriate -suffix to model number.</p>	
<p><b>Warranty</b></p>	<p><b>Compliance</b></p>
<p><b>Limited Lifetime</b> - to the original end purchaser in consumer/residential installations. <b>5 Years</b> - for industrial/commercial installations. Refer to <a href="http://www.symmons.com/warranty">www.symmons.com/warranty</a> for complete warranty information.</p>	<p>-ASME A112.18.1/CSA B125.1</p> 

**Dimensions**

Measurements	
A	Sq. 6", 152 mm
B	2-1/8", 54 mm
C	1/2-14 NPT



**Note:** Dimensions subject to change without notice.