



# SHOWER BASES CACHE 3636

## LEAK-BARRIER

35 3/4" x 35 7/8" x 3"

### GENERAL OPTIONS

Acrylic Colors: White,  
Biscuit\* and Bone\* (Allow 3 weeks delivery)

### COMPATIBLE DOOR 3636 ALCOVE

**AZELIA 36** (front panels only)

Chrome/Clear

### COMPATIBLE DOORS 3636 CORNER

**AZELIA 3636** (front panels and return glass panel)

Chrome/Clear

**SELLA 3636** (double sliding panels)

Chrome/Clear

### PRODUCT DESCRIPTION:

Contemporary style

Integrated tiling flange

Acrylic thermoformed and reinforced with fiberglass

Acrylic drain cover

Leak-barrier

5 days

### BOX SIZE:


36.5" x 36.5" x 4.25"

### NET WEIGHT:


31 lbs

### GROSS WEIGHT:

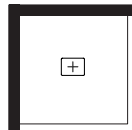
35 lbs



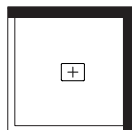
LEAK-BARRIER



A21.16236.0073



A21.16136.0075



A21.16136.0074



Certification **ECORESPONSIBLE**

First manufacturer of bathroom products in North America to be certified ecoresponsible.



**Produits Neptune**

6835, Picard street, Saint-Hyacinthe (Quebec) J2S 1H3

Phone: (450) 773-7058 - Fax: (450) 773-5063

produitsneptune.com

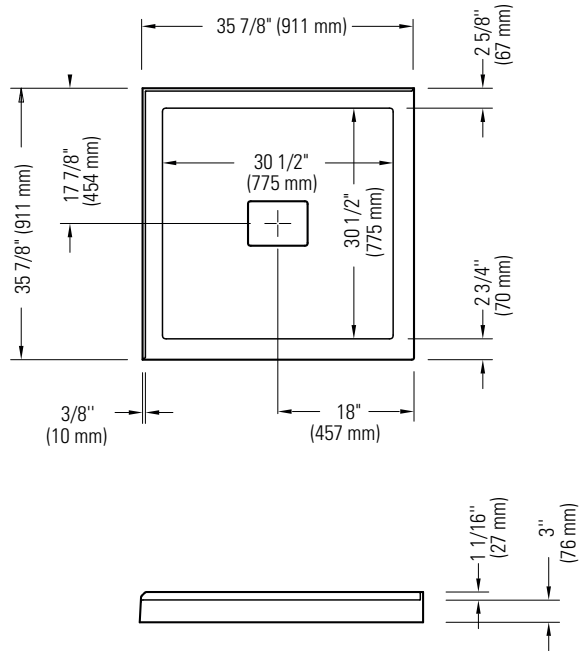
REV: 05-19



Produits Neptune

## CACHE 3636 2BG

Shower base



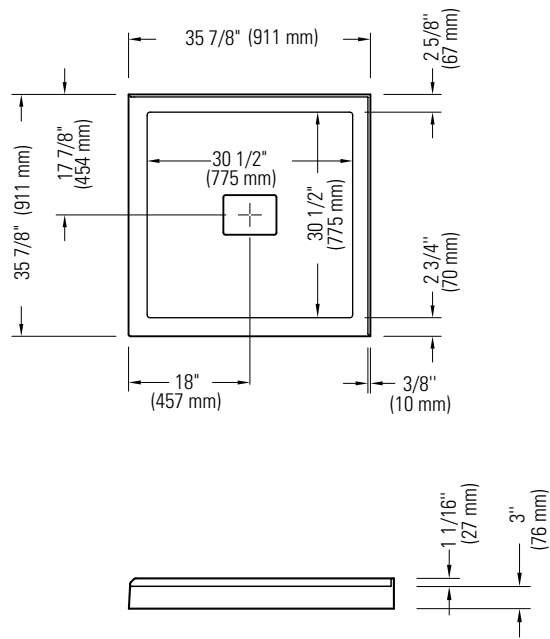
\* All dimensions are approximate and subject to change without notice.  
Please refer to the installation guide before beginning the installation.



Produits Neptune

## CACHE 3636 2BD

Shower base



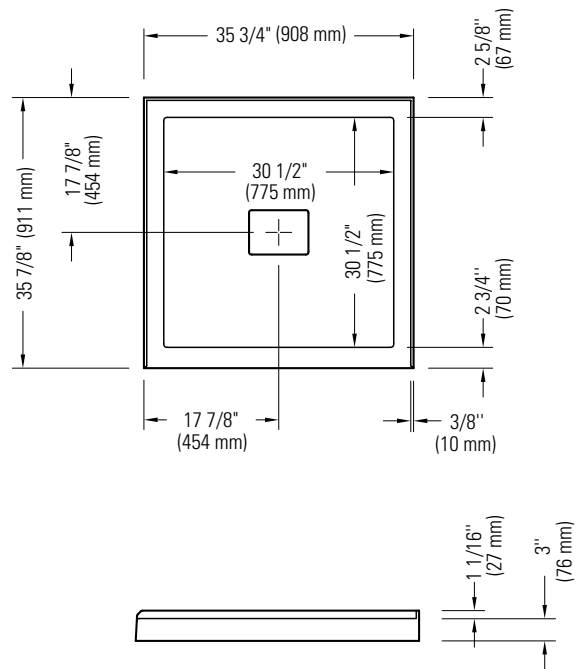
\* All dimensions are approximate and subject to change without notice.  
Please refer to the installation guide before beginning the installation.



Produits Neptune

## CACHE 3636 3B

Shower base



\* All dimensions are approximate and subject to change without notice.  
Please refer to the installation guide before beginning the installation.