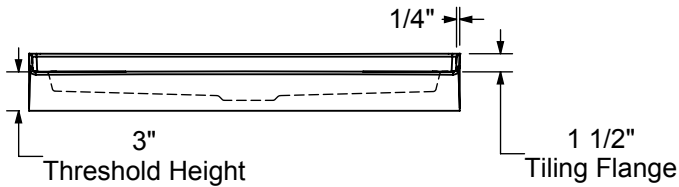
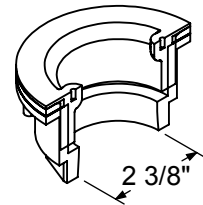
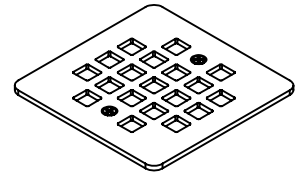


The hatched area represent the antislip surface



DRAIN INCLUDED ON B3 SQUARE ONLY



All dimensions are approximate. Structure measurements must be verified against the unit to ensure proper fit.