

DESCRIPTION

- Non-metallic construction with various finishes identified by suffix
- Double check valve in handle

OPERATION

- Four spray patterns – immerse, soothe, drench, and shine

FLOW

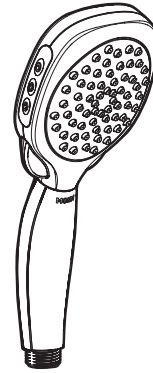
- Limited to 1.75 gpm (6.7L/min) max

STANDARDS

- Designed and manufactured to comply with the applicable requirements of ASME A112.18.1/CSA B-125.1, ASSE 1014 and all applicable specifications referenced therein
- Third party certified to WaterSense®

WARRANTY

- Lifetime limited warranty against leaks, drips and finish defects to the original consumer purchaser
- 5 year warranty if used in commercial installations

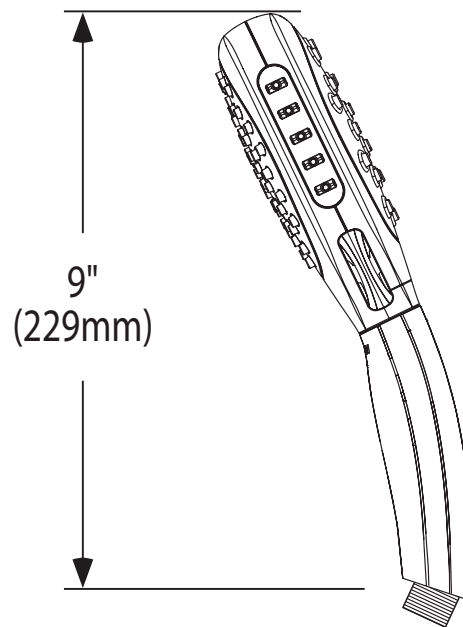
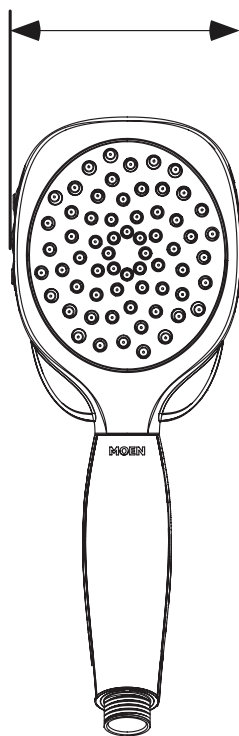


TWIST™
Four-Function Hand Shower

Model: 160042 series



3-3/4" (95mm)



CRITICAL DIMENSIONS

(DO NOT SCALE)