

SHOWER
Contemporary Showerhead with
Arm
G-8360

GRAFF®



Information

- 8" square, low-profile rainshower head
- 12" shower arm and flange
- 144 no-clog, easy-clean rubber spray nozzles
- Showerhead flow rate ≤ 1.8 max gpm
- CALGreen

G-8360

Contemporary Showerhead with Arm



Product Features

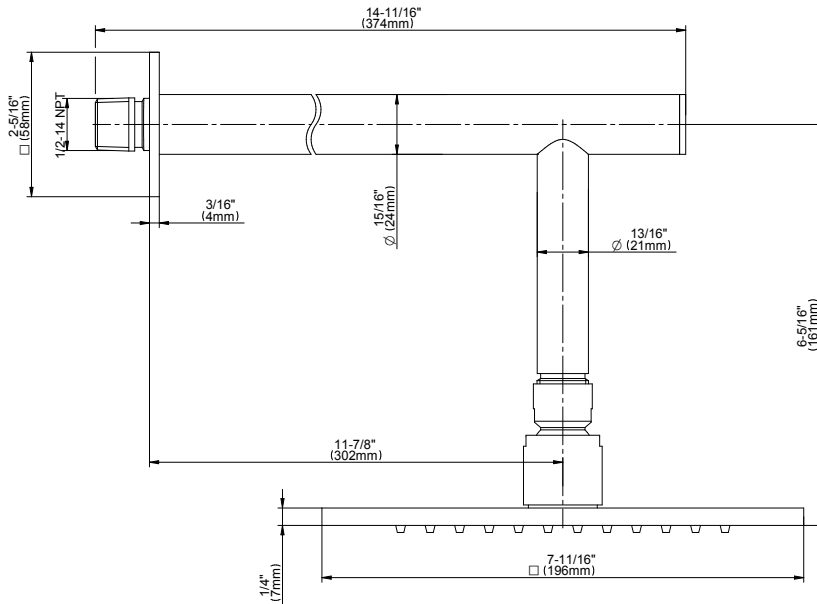
- 1/4" thick, 8" round, low-profile rain showerhead
- 12" shower arm includes flange
- 144 no-clog, easy-clean rubber spray nozzles
- 1/2" NPT male thread inlet
- Showerhead flow rate ≤ 1.8 max gpm

Available Finishes

- Polished Chrome
G-8360-PC
- Brushed Nickel
G-8360-BNi
- Polished Nickel
G-8360-PN
- Unfinished Brass*
G-8360-UB*
- Steelnox
G-8360-SN
- Olive Bronze*
G-8360-OB*
- Architectural Black with Chrome Accents*
G-8360-PC/BK*
- Gold*
G-8360-AU*
- Brushed Gold*
G-8360-BAU*

Code Compliance

- CALGreen



Warranty

- Limited lifetime warranty

For complete warranty information go to www.graff-designs.com/en-nam/warranty

SHOWER
8" Square Brass Showerhead
G-8438

GRAFF®



Information

- 1/4" thick
- 144 no-clog, easy-clean rubber spray nozzles
- Recommended use with ceiling shower arm
- Recommended for use at no more than 10 degrees tilt
- Showerhead flow rate ≤ 1.8 max gpm
- CALGreen

Finishes



G-8438

Aqua-Sense Collection
Contemporary 8" Square Showerhead



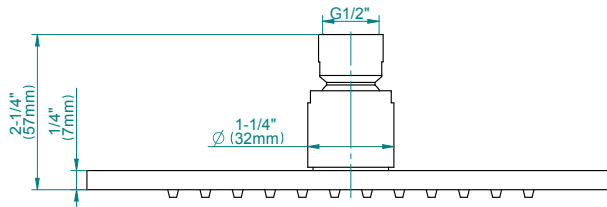
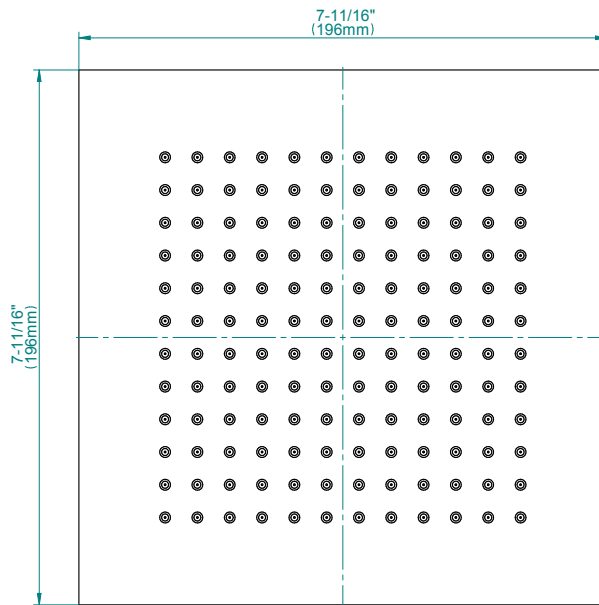
Product Features

- 1/4" thick
- 144 no-clog, easy-clean rubber spray nozzles
- Showerhead flow rate ≤ 1.8 max gpm

Available Finishes

- Polished Chrome
G-8438-PC
- Brushed Nickel
G-8438-PN
- Polished Nickel
G-8438-BNi
- Unfinished Brass*
G-8438-UB*
- Steinox
G-8438-SN
- Olive Brass*
G-8438-OB*
- Architectural Black with Chrome Accents*
G-8438-PC/BK*
- Gold*
G-8438-AU*
- Brushed Gold*
G-8438-BAU

* Special order finish- call for availability



Code Compliance

- CALGreen

Warranty

- Limited lifetime warranty

For complete warranty information go to www.graff-designs.com/en-nam/warranty

SHOWER
 Contemporary 12" Shower Arm
G-8533

GRAFF®



Information

- Includes arm and square flange
- 1/2" NPT male thread inlet
- For use with all rain showerheads (especially G-8449)

Finishes



G-8533

